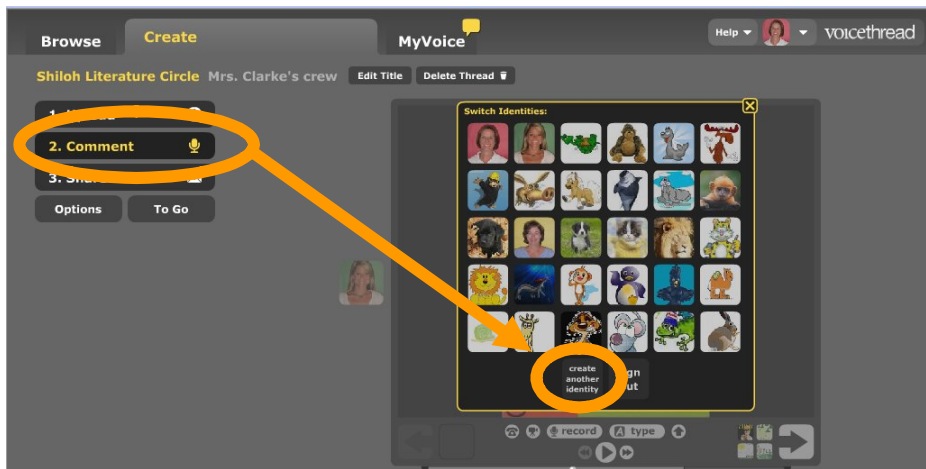
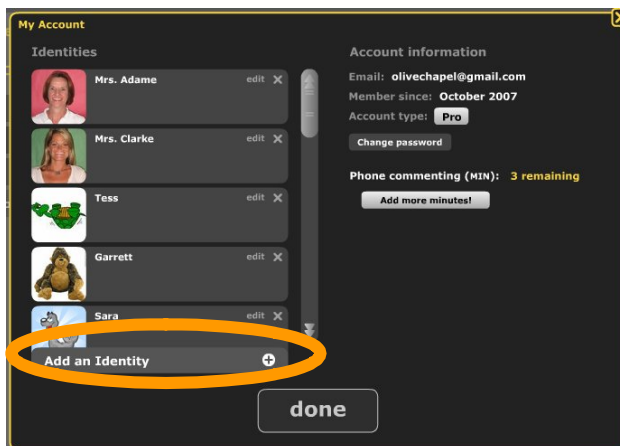


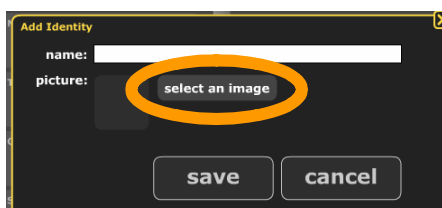
To load new users, click on Comment. A pop-up with all the loaded identities will display. Click on Create New Identity.



Click Add an Identity at the bottom of the scroll down menu.



Type in the name and click Select an Image to browse for a picture. At OCE we used pictures of our faces for the teachers, but used animal icons for the kids for security purposes (the animal name corresponds with the first letter of their first name). You could also have the kids draw pictures as their logo and scan the drawings to use as their icon.



Once the image is loaded, click Save.